




USER MANUAL

Product Features

- Multiple credential options
- Auto relock function



Schlage **S-620DB**
Digital Door Lock

Visit schlage-locks.asia or scan the QR code for more information.

PRECAUTIONS

- Please carefully read this manual prior to installing and using your product. It is crucial to adhere to the instructions outlined in this installation manual during the installation process.
- Please note that the warranty does not cover damages to the product caused by users who fail to follow the instructions provided in this installation manual.

Do not disassemble the unit by yourself

- This product is a precision electronic device. Do not attempt to disassemble the unit by yourself as it can cause electric shock or may damage the product. If you need field repair, please contact our qualified service personnel.

Working environment

- Storage**
Temperature: -20°C ~60°C
Relative humidity: 85%RH (No condensation)
Do not expose the product to direct sun. The storage period is within 1 year

Operating conditions

- Temperature: -10°C ~55°C
Relative humidity: 85%RH (No condensation)
Prior to installing the digital lock, please ensure that you are in a suitable environment. It is important to avoid exposing the lock to direct sunlight or placing it in high humidity environments to prevent damage to the lock surface and body.

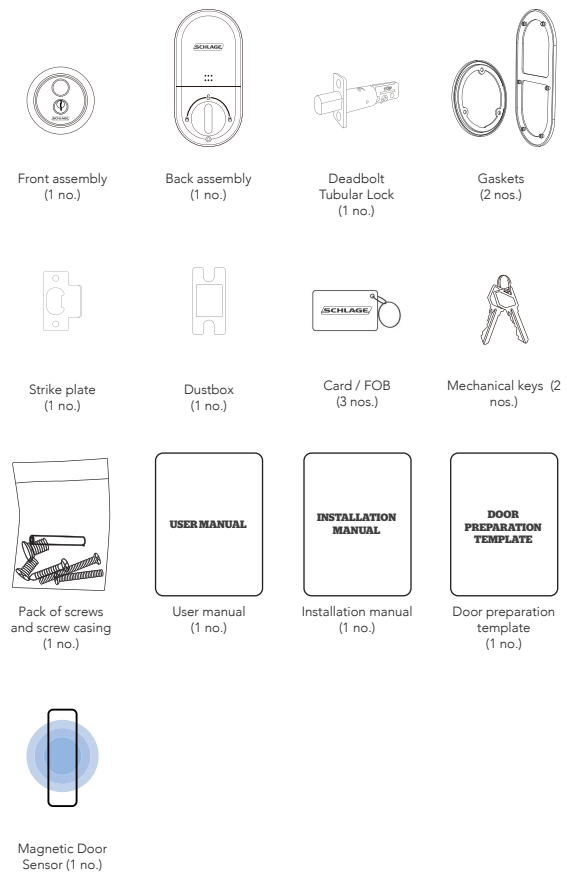
Cleaning of product

- To clean the lock, please use only a dry cloth. Avoid using water or any liquid, as it may damage the electronic circuitry of the lock. Additionally, it is important to keep the lock away from corrosive substances to prevent damage or rusting of the product surface.

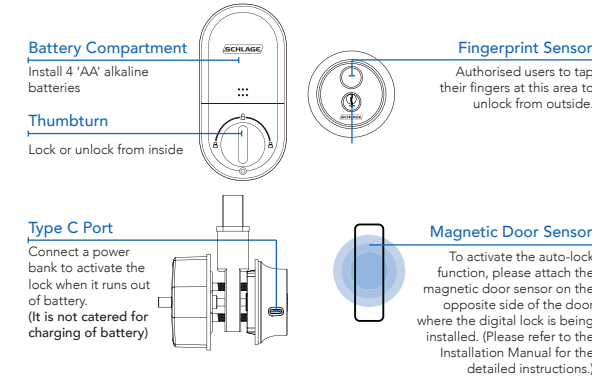
Battery life of product

- Battery lifecycle**
4 X 1.5V AA size LR6 batteries can last for at least 1 year (assuming 10 openings per day).
- Low battery warning**
When receive low battery notification, please replace the batteries as soon as possible even though the lock could work for another 50 times.

PRODUCT COMPOSITION & COMPONENTS



FUNCTIONS



SETTINGS

Setup Device		
Fingerprint	50	No user fingerprint is stored in the lock in initial setting
Download the Schlage Base app and refer to the Schlage Base app user manual to proceed with setting up the administrator and users.		

How to replace battery

If the voltage is lower than 4.8V, the lock will trigger an alarm every time the lock is unlocked. Remove the battery cover and replace the 4 "AA" alkaline batteries.

Mobile Access

The lock can now be paired with a mobile device using the Schlage Base app. Use the Schlage Base app to set up your lock. Scan the QR code below to download the app and/or access the app user manual.



WARRANTY

Warranty Card (Authorized Distributor's Copy)

Product Information			
S/N		Product code	
Purchased Date		Purchased location	
Authorized Distributor		Installation Date	
Installed by	<input type="checkbox"/> By distributor <input type="checkbox"/> Installation by yourself (warranty will be void due to improper installation)		

Customer Information	
Name	Contact No.
Address	

Warranty Card (Customer's Copy)

Product Information			
S/N		Product code	
Purchased Date		Purchased location	
Authorized Distributor		Installation Date	
Installed by	<input type="checkbox"/> By distributor <input type="checkbox"/> Installation by yourself (warranty will be void due to improper installation)		

Customer Information	
Name	Contact No.
Address	

- Out of power warning**
Unlock your digital lock with mechanical back-up key. Replace the batteries immediately after the door is opened.

In the event of an emergency, you can open the door using a power bank. After opening the door, please wait for 2 seconds before disconnecting the power supply, allowing the lock body to reset. To ensure normal operation, it is advisable to replace the battery on the inner panel ahead of time.

Remove user access / Card loss

- Delete fingerprint with respect to the assigned fingerprint serial number.
- If you have forgotten the serial number associated with a user's fingerprint, it is recommended to delete all stored fingerprints and re-register the fingerprint access for active users.
- If a card is lost, it is important to delete the user card access based on the associated card serial number of the lost card.
- If you are unsure of the serial number, it is recommended to delete access for all user cards and re-register them for active key card holders.

Stop triggered alarm

If tampering is detected, the built-in alarm will be triggered, resulting in a continuous ringing sound. To deactivate the alarm, simply enter a valid user code into the lock. This will halt the alarm from ringing.

	Name	Product Specification
1	Front Assembly	65mm(Ø) / 23mm(D)
2	Back Assembly	39mm(W) / 310mm(H) / 23mm(D)
3	Back Bracket	1 piece
4	Deadbolt Tubular Lock	25mm (Ø) / 83mm(W)
5	Gaskets	2 pieces
6	Strike Plate	29mm(W) / 44mm(EW) / 70mm(H)
7	Emergency Key	2 pieces
8	Battery	4 X 1.5V AA size LR6 batteries
9	Screws	1 set
10	User Manual	Main user manual
11	Door Preparation Template	Use guide to make hole on the door
12	Installation Manual	Main installation manual
13	Magnetic Door Sensor	1 piece
13	Installation Condition	Door thickness 35~60mm
14	High Temperature Warning	Working temperature: -15°C~55°C Sensor working temperature (high): 60°C±5°C If high temperature is detected that may potentially sparks a fire, the alarm will be triggered with a beeping sound to notify user. If the interior body is exposed to direct sun for a long time and exceeds the set temperature, a beep sound will ring to notify the user. The high temperature detection feature also works with double locking function.

W: Width
EW: Extended Width
H: Height
D: Depth

About Allegion™

Allegion (NYSE: ALLE) is a global pioneer in seamless access, with leading brands like CISA®, Interflex®, LCN®, Schlage®, SimonsVoss® and Von Duprin®. Focusing on security around the door and adjacent areas, Allegion secures people and assets with a range of solutions for homes, businesses, schools and institutions.

For more, visit www.allegion.com



Contact Number

ALLEGION (SOUTHEAST ASIA) PTE LTD	(65) 6227 7318
ALLEGION INDIA PRIVATE LIMITED	(91) 080 61229530
ALLEGION HONG KONG LIMITED	(852) 2235-0600/2565-1409
ALLEGION THAILAND LIMITED	(66) 20514141

Email: sea.info@allegion.com

www.allegion.com.sg

