



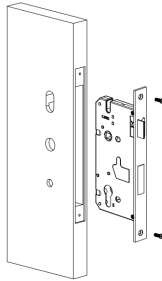
Schlage S-3300 Series

INSTALLATION MANUAL FOR 60MM / 70MM BACKSET

1. PREPARE THE DOOR

Prepare the door as per the Schlage S-3300 Digital Door Lock Door Preparation template.

Mount lock body into position.

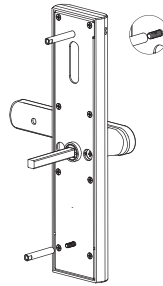


2. FASTEN POSTS

Attach the post to the lower stud on the back of the external unit.

Attach the second post to the fixing post screw, slide the screw head into the slot on the top of the back of the external unit.

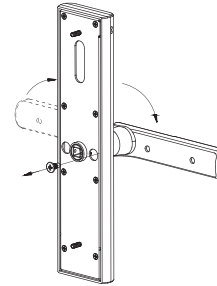
Loosely tighten post to screw to allow free movement.



3. HANDING (AS REQUIRED)

Remove lever retaining screw to loosen lever.

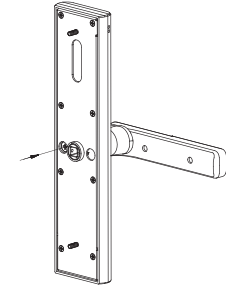
Rotate the lever 180°.



4. HANDING (CONTINUED)

Tighten lever retaining screw to reattach the lever.

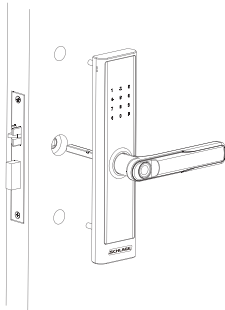
Repeat for internal unit.



5. POSITION EXTERNAL UNIT TO THE DOOR

Position the external unit to sit flush on the door, ensuring that the cable and spindle go through the fixing holes.

Adjust the top fixing post to align with the top fixing hole.




6. POSITION INTERNAL UNIT TO THE DOOR

Remove battery cover. Connect the cables ensuring excess cable is concealed inside the door.

Line up spindle to the spindle hole in the body of the unit.

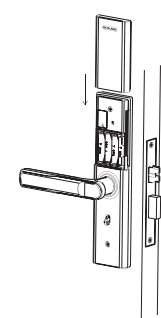
Affix the internal unit using the fixing screws.



7. INSTALL BATTERIES

Install 4x AAA alkaline batteries.

Secure the battery cover with screw.

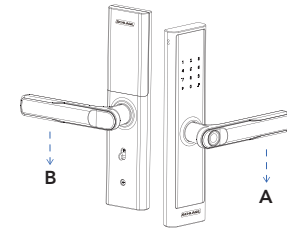


8. TEST LATCH OPERATION

With the door ajar, test lock operation.

A. Rotate the external lever, ensure latch bolt does not retract (refer to step 5).

B. Rotate the internal lever, ensure latch bolt does retract.



9. PAIR AND PROGRAM LOCK

Scan the appropriate QR code opposite to download the Schlage Base app to your mobile device.

To pair the lock with the app, please refer to the user manual and app user manual for detailed pairing instructions. Both manuals can be accessed on schlage-locks.asia.



App Store download for iOS users



Google Play Store download for Android users

USER TIPS

Touch the keypad area to activate the digital lock.

When unlocking, after entering your PIN code, press the # key.

For additional security, lift lever upwards to throw the deadbolt.